







# Ohio Legislative Service Commission

## GRF & MEDICAID VARIANCE SUMMARY

- ◆ For the first quarter of FY 2017, GRF tax revenue as a whole was \$71.9 million below estimate.
- ◆ The personal income tax and the sales and use tax were below estimate by \$73.0 million and \$28.2 million, respectively. The negative variances in these two major taxes were partially offset by higher than expected receipts from some other taxes, including the kilowatt-hour excise (\$11.2 million), cigarette (\$8.8 million), and foreign insurance (\$5.7 million) taxes.
- ◆ Medicaid continued its lower than expected spending trend in the first quarter of FY 2017. GRF Medicaid expenditures were \$288.7 million below estimate, which contributed to a negative variance of \$212.1 million in federal grants deposited into the GRF. All-funds Medicaid expenditures were below estimate by \$608.8 million, due partly to a delay in making certain payments to hospitals (\$162.2 million) and managed care organizations (\$74 million).







### GRF Sources

- ◆ GRF sources mainly consist of state tax revenue (63%) and federal grants (35%) but also include some state nontax revenue and transfers in.

	Tax Revenue	Federal Grants	Total GRF Sources
September	\$8.7 million 0.5% 	-\$109.2 million -10.4% 	-\$89.6 million -3.2% 
Year-to-Date	-\$71.9 million -1.3% 	-\$212.1 million -6.3% 	-\$235.0 million -2.7% 







### GRF Uses

- ◆ GRF uses mainly consist of various program expenditures (98%) but also include transfers out.

	GRF Medicaid	Program Expenditures	Total GRF Uses
September	-\$123.0 million -8.1% 	-\$49.3 million -1.4% 	-\$48.3 million -1.3% 
Year-to-Date	-\$288.7 million -5.9% 	-\$198.1 million -2.0% 	-\$196.6 million -1.9% 

### All-Funds Medicaid

- ◆ Both GRF and non-GRF Medicaid expenditures contain federal and state moneys.

	Non-GRF	All-Funds Total	ACA Expansion
September	-\$272.8 million -35.1% 	-\$395.8 million -17.2% 	-\$22.1 million -6.2% 
Year-to-Date	-\$320.1 million -21.2% 	-\$608.8 million -9.5% 	-\$57.7 million -5.4% 

- ◆ Key: An up arrow indicates a positive variance (i.e., the amount by which actual is above estimate) while a down arrow indicates a negative variance.

- ◆ The full edition of LSC monthly *Budget Footnotes* may be accessed at:  
<http://www.lsc.ohio.gov/fiscal/bfn/default.htm>.